

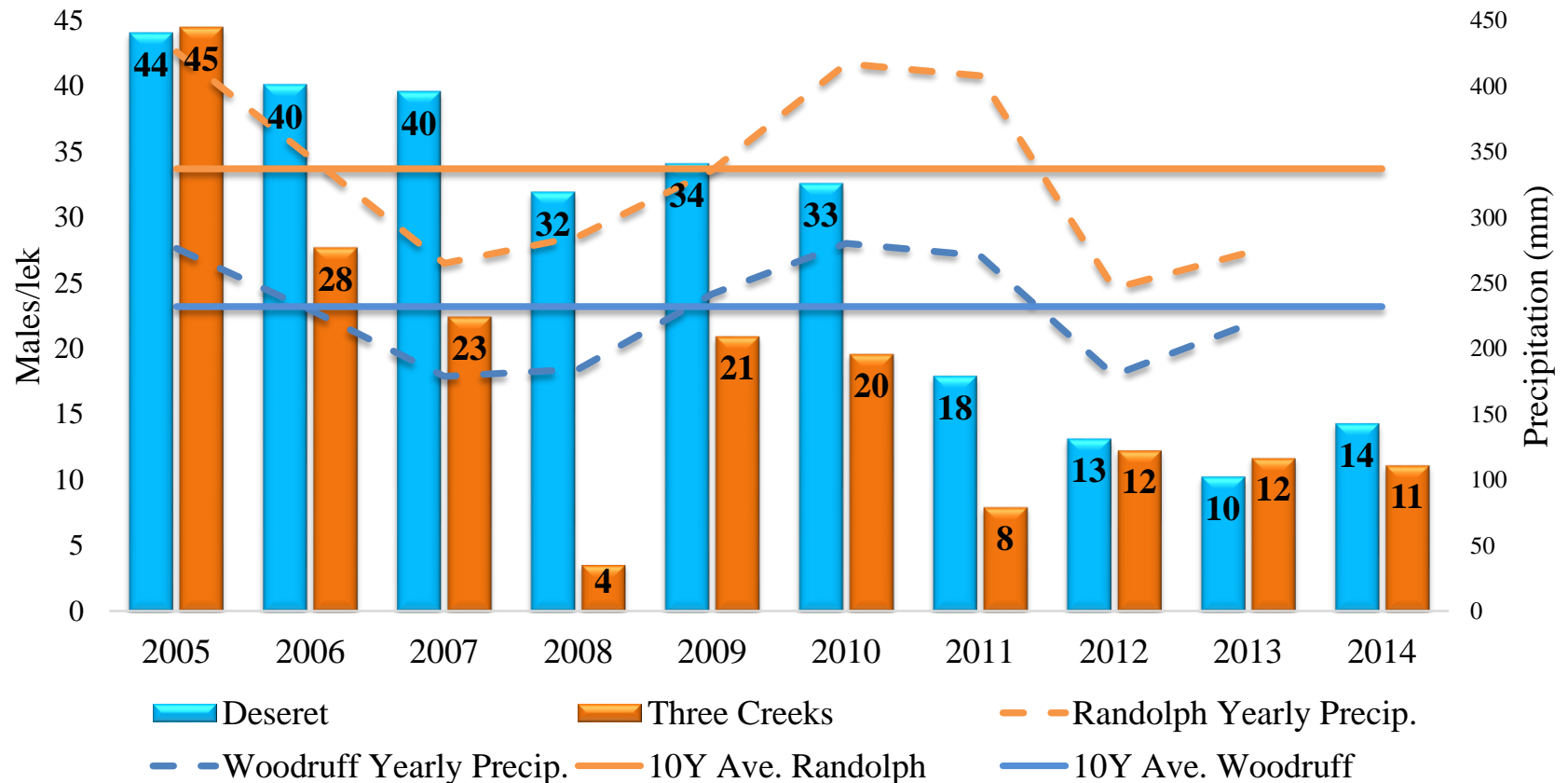
# Greater Sage-Grouse Response to Season-long and Prescribed Rotational Livestock Grazing 2014 Research Review



Seth J. Dettenmaier

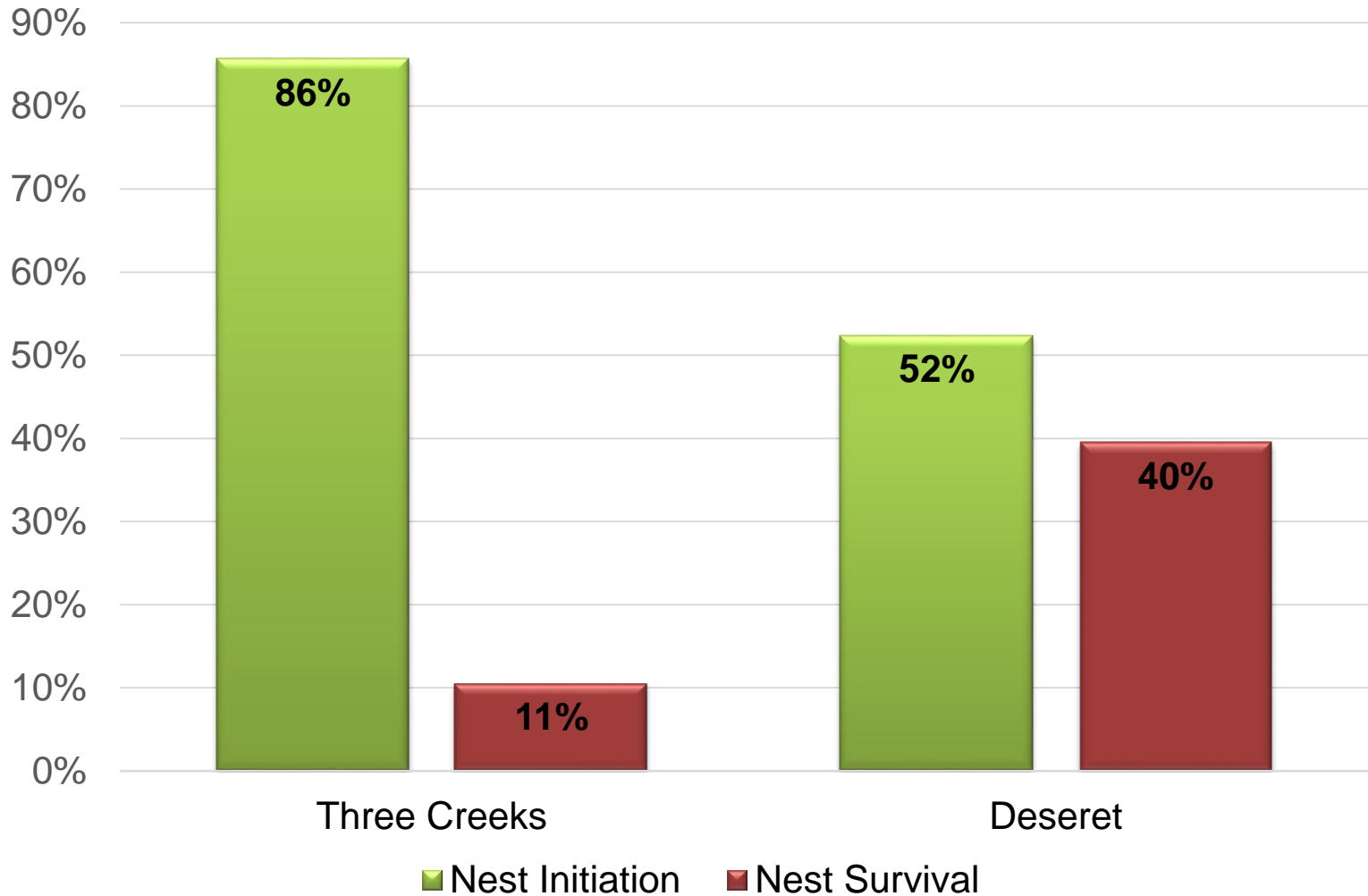
# Preliminary Results

## 2005-14 Lek Counts with Precipitation Data



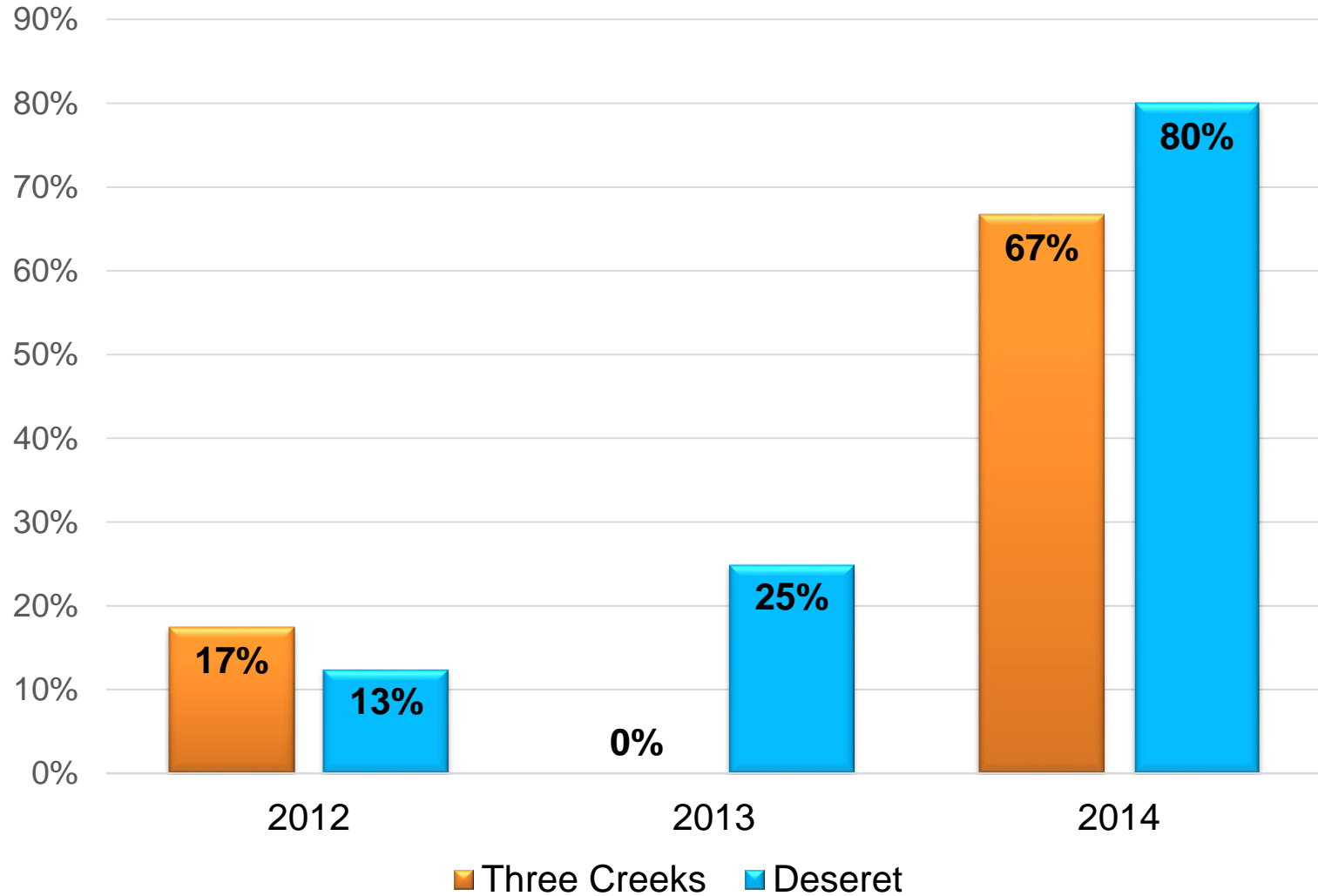
# Preliminary Results

## 2014 Nest Initiation and Nest Survival Rates



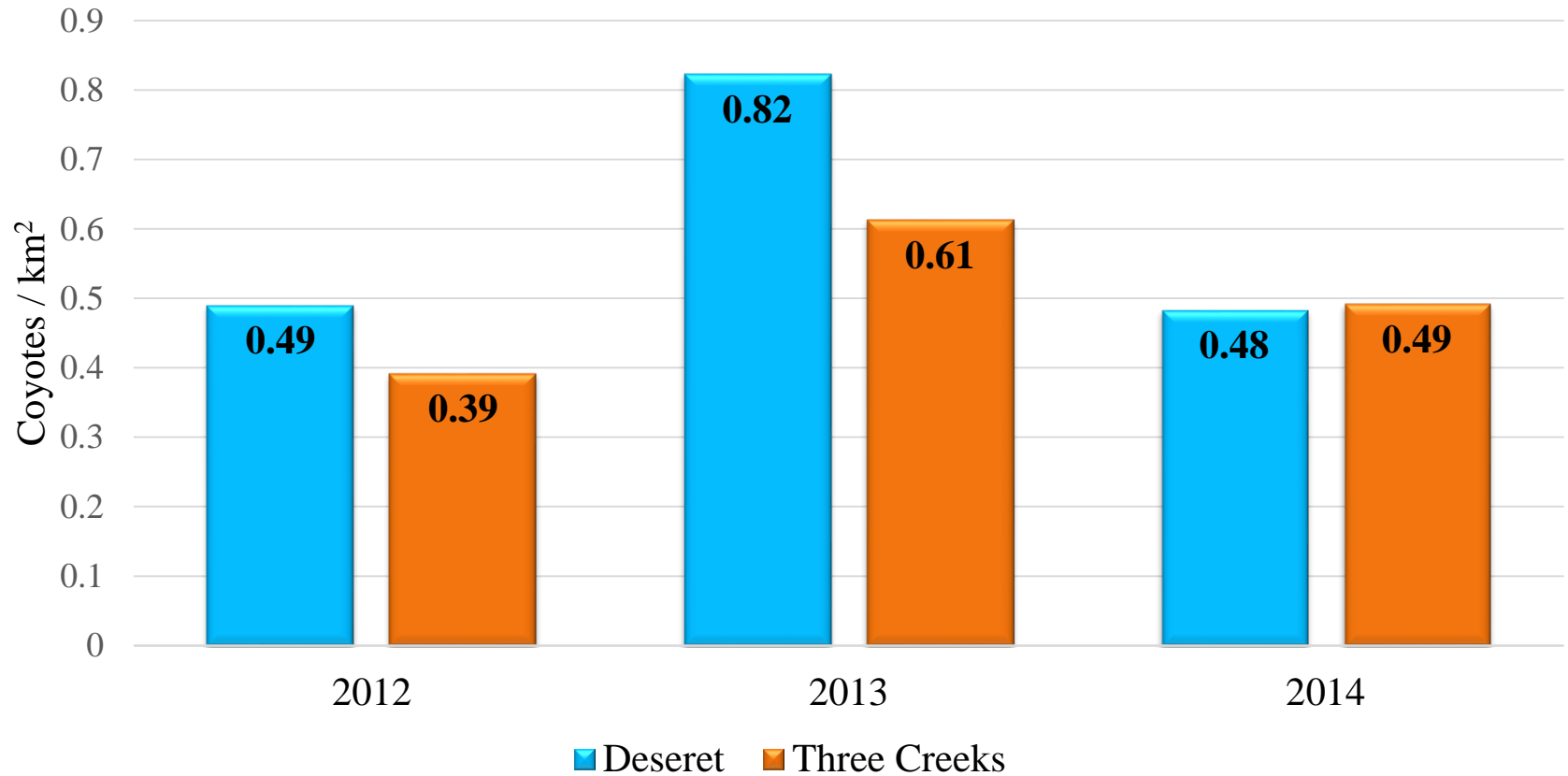
# Preliminary Results

## Brood Success 2012-2014



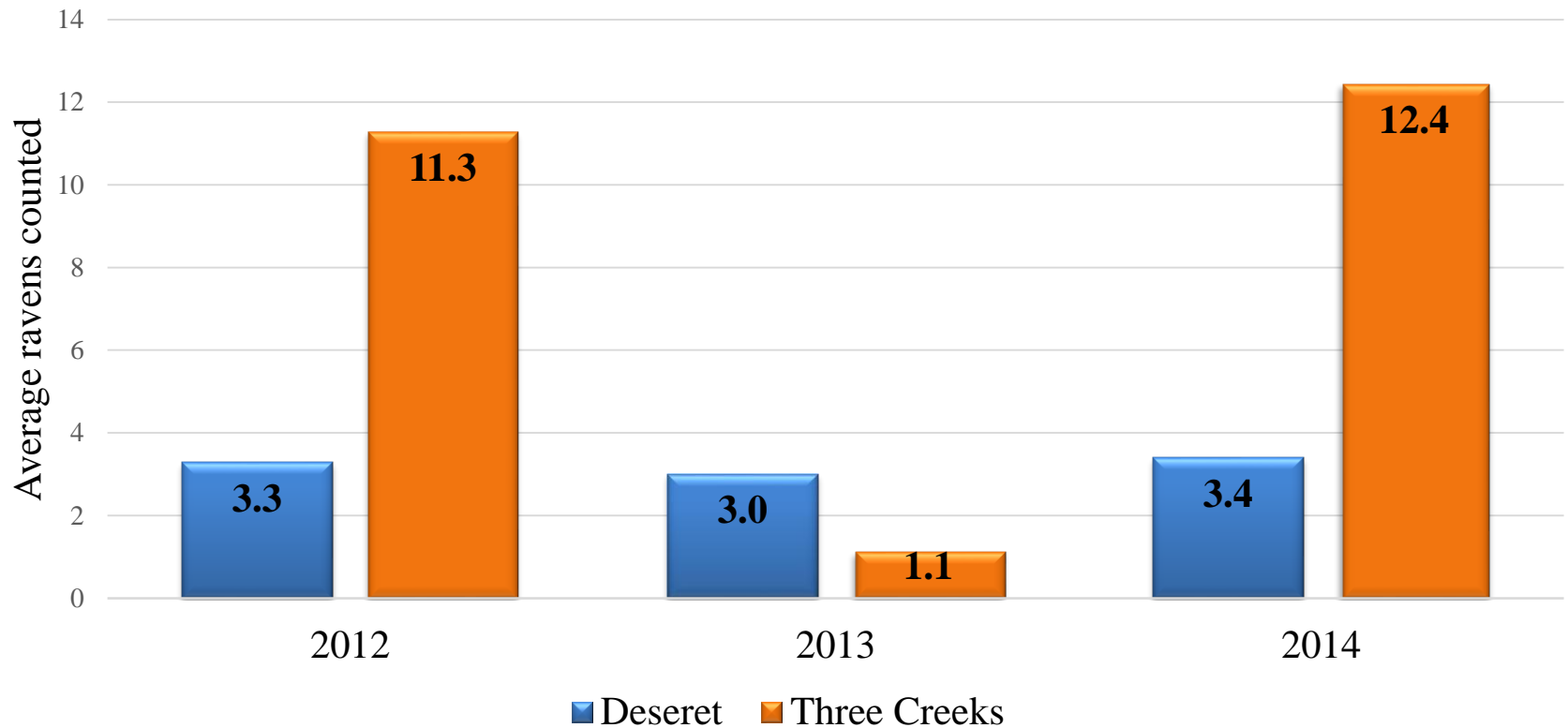
# Preliminary Results

**Estimated Coyote Densities (coyotes/km<sup>2</sup>)**



# Preliminary Results

**Average Number of Ravens  
Observed per Survey Day**



# Vegetation Results

## 2012-2013

	Deseret Land & Livestock					Three Creeks			
	Nest	Paired	Brood	Paired		Nest	Paired	Brood	Paired
<b>%Cover</b>									
Shrub	30.0	26.8	17.7	20.4		29.0	29.8	32.4	28.5
Grass	16.5	13.0	21.8	14.2		16.0	15.5	18.7	12.3
Forb	5.4	5.3	9.3	7.4		7.2	7.3	9.4	8.2
Litter	73.0	70.0	75.0	74.5		70.4	72.8	72.9	65.5
Bare Ground	21.3	24.2	19.4	22.3		16.5	19.2	17.7	22.4
<b>Height (cm)</b>									
<b>Grass</b>	<b>11.8</b>	11.8	12.2	12.5		<b>9.5</b>	9.7	11.5	10.6
Forb	4.8	4.5	5.8	6.0		4.2	4.6	5.6	5.0
Robel (cm)	57.2	49.4				58.1	49.0		

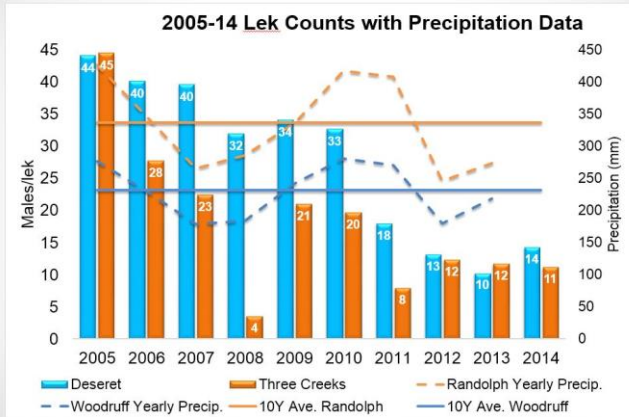
# Nest Survival Results

	Model	npar	AICc	DeltaAICc	weight	Deviance
9	S ~ Site + Year	4	293.7709	0	0.29064953	285.7352
4	S ~ Site	2	294.9043	1.133399	0.16491314	290.8936
12	S ~ Year	3	295.9465	2.175582	0.09793725	289.9251
1	S ~ Null	1	296.2099	2.438979	0.08585233	294.2063
8	S ~ Site + Robel	3	296.2494	2.478502	0.08417239	290.228
2	S ~ PG Height	2	296.6147	2.843789	0.07012111	292.604
7	S ~ Site * Year	6	297.3524	3.581425	0.04849233	285.2772
11	S ~ Total Grass Cover	2	298.0315	4.260579	0.03453001	294.0208
10	S ~ Time	2	298.0953	4.324359	0.03344622	294.0846
3	S ~ Robel Ave	2	298.1928	4.421849	0.03185499	294.1821
5	S ~ Site * Robel	4	298.1994	4.42849	0.03174938	290.1637
6	S ~ Site * Time	4	298.5774	4.80652	0.02628131	290.5417

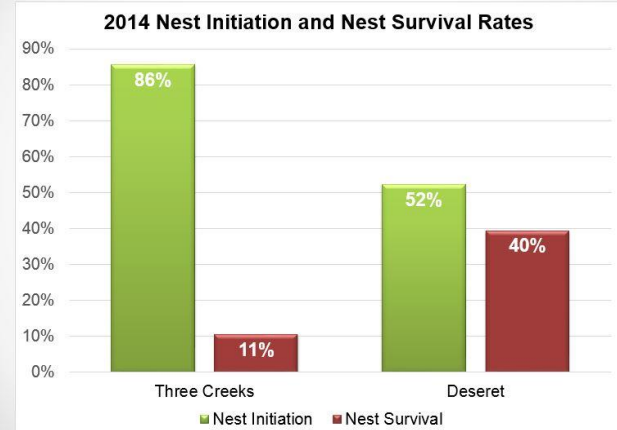


# Summary

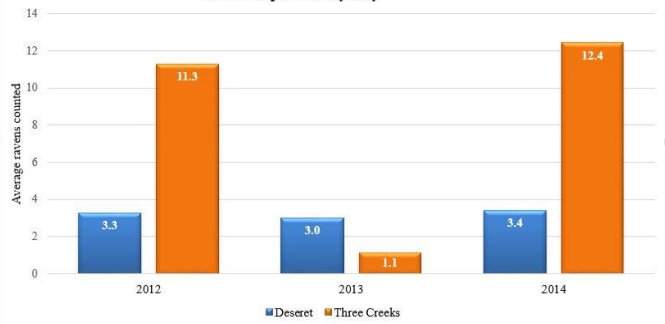
## Preliminary Results



## Preliminary Results



## Average Number of Ravens Observed per Survey Day



## Vegetation Results 2012-2013

	Deseret Land & Livestock				Three Creeks			
	Nest	Paired	Brood	Paired	Nest	Paired	Brood	Paired
<b>%Cover</b>								
Shrub	30.0	26.8	17.7	20.4	29.0	29.8	32.4	28.5
Grass	16.5	13.0	21.8	14.2	16.0	15.5	18.7	12.3
Forb	5.4	5.3	9.3	7.4	7.2	7.3	9.4	8.2
Litter	73.0	70.0	75.0	74.5	70.4	72.8	72.9	65.5
Bare Ground	21.3	24.2	19.4	22.3	16.5	19.2	17.7	22.4
<b>Height (cm)</b>								
Grass	11.8	11.8	12.2	12.5	9.5	9.7	11.5	10.6
Forb	4.6	4.5	5.6	6.0	4.2	4.6	5.6	5.0
Robel (cm)	57.2	49.4			58.1	49.0		